


HENSOTHERM[®] 7 KS Gewebe 50

Pipe wrap for plastic and composite pipes in the
HENSOMASTIK[®] Mixed Penetration Seal EI 90/EI 120




HENSOTHERM® 7 KS Gewebe 50 pipe wrap for plastic and composite pipes in the HENSOMASTIK® Mixed Penetration Seal EI 90/EI 120

- Intumescent pipe wrap for sealing plastic and composite pipes **up to Ø 125 mm** in flexible walls, solid walls and solid floors
- Flexible; easy and fast installation
- Low space requirement due to low installation height
- Measurements of the pipe wrap 50 mm width, 2 mm thick and 15 m long
- **The following combustible pipes are certified:** PVC-U, PE-HD, PP-HT, Geberit Silent dB20, Geberit Silent PP, Polokal NG, Polokal 3S, Geberit Mepla, Flex-Schlauch, Flex-Schlauch FX
- **ETA 16/0369** and **ETA 15/0295**

Outer pipe diameter	Installation	Number of windings	Material requirements in wall installation	Material requirements in floor installation
32 mm	Wall / Floor	2	2x 250 mm	250 mm
40 mm	Wall / Floor	2	2x 300 mm	300 mm
50 mm	Wall / Floor	2	2x 360 mm	360 mm
56 mm PE	Wall / Floor	2	2x 420 mm	420 mm
63 mm	Wall / Floor	3	2x 680 mm	680 mm
75 mm	Wall / Floor	3	2x 790 mm	790 mm
90 mm	Wall / Floor	4	2x 1,250 mm	1,250 mm
110 mm	Wall / Floor	4	2x 1,500 mm	1,500 mm
110 mm PP-HT	Wall / Floor	5	2x 1,930 mm	1,930 mm
125 mm	Wall / Floor	5	2x 2,160 mm	2,160 mm

The given specifications relate to PVC-U, PE-HD and PP-HT pipes.


Assembly instructions:




Clean reveals and rough opening




Cut **HENSOTHERM® 7 KS Gewebe 50** to size acc. to the requirements



Wrapping* of both sides of the combustible pipe flush with the surface of the penetration seal



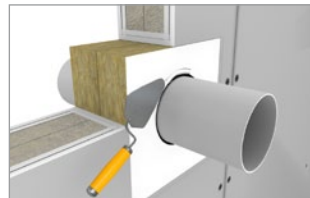
Fixing of the finished wrappings with duct tape



Professional installation of the **HENSOMASTIK® Mixed Penetration Seal**



Sealing of the ring gap with **HENSOMASTIK® 5 KS SP**



Smoothing of the surface with a spatula



Marking of the **HENSOMASTIK® Mixed Penetration Seal**

*** IMPORTANT!**

The **thick coated side of the HENSOTHERM® 7 KS Gewebe 50** **must be** wrapped on the outer wall of the pipe!



FIRE PROTECTION OUR PASSION

RUDOLF HENSEL GMBH

Lack- und Farbenfabrik

Lauenburger Landstraße 11
21039 Börnsen | Germany

Tel. +49 (0)40 / 72 10 62-10
Fax +49 (0)40 / 72 10 62-52

E-Mail: info@rudolf-hensel.de
Internet: www.rudolf-hensel.de

Technical Support / Sales
Tel. +49 (0)40 / 72 10 62-48

