

# Data sheet

## Joint Rope SG 300 N



---

Fire Protection Products

---



### FIRE RESISTANCE CLASSES

EI 90, EI 120 and EI 180

### DESCRIPTION/APPLICATION

Joint rope SG 300 N is a flexible and elastic sealing rope made of mineral fibres braided over with glass yarn. It serves the purpose of fireproof closing of horizontal and vertical component joints in or between fire resistant, separating walls and/or ceilings.

Joint rope SG 300 N is available in different dimensions (see Chart 1.1).

## PRODUCT RANGE

Joint width (mm)	Joint rope (Ø mm)	Pack size metres	Order number
up to 10	12	3 x 100	525 101 912
10 - 12	15	3 x 100	525 101 915
12 - 17	20	5 x 20	525 101 920
17 - 27	30	5 x 20	525 101 930
27 - 37	40	2 x 20	525 101 940
37 - 47	50	2 x 20	525 101 950
47 - 55	60	2 x 10	525 101 960

Nominal diameter depending on the joint width to be closed

Chart 1.1

**i** Information on prices and packing units upon request.

## EXTRACT FROM THE EUROPEAN TECHNICAL ASSESSMENT

- Joint rope SG 300 N is in line with the fire behaviour class A1 according to EN 13501-1\*.
- The joint rope is to maintain or restore the fire-resistance of separating components at those spots where they are interrupted or separated by joints.
- The maximum lateral expansion capacity of Joint Rope SG 300 N is 7.4%.
- The maximum vertical shear stress of horizontal joints is limited to  $\Delta h = 100$  mm with regard to the state of assembly.
- The joint rope does not serve the purpose of power transmission.
- All separating components must meet the respectively demanded fire resistance classes according to EN 13501-2.
- The joint rope may be used as a closure of linear joints in connection with the following separating components:
  - Solid walls and solid ceilings made of porous concrete, concrete, reinforced concrete or masonry with a minimum raw density of  $700 \text{ kg/m}^3$ .
  - Thickness of the walls must be at least 100 mm.
  - Thickness of the ceilings must be at least 150 mm.
  - All particulars of the European Technical Assessment ETA-13/0059 for Joint Rope SG 300 N must be observed. A complete version of ETA-13/0059 is available as download on our Rex website.

\* non-flammable material

## ASSEMBLY TYPES

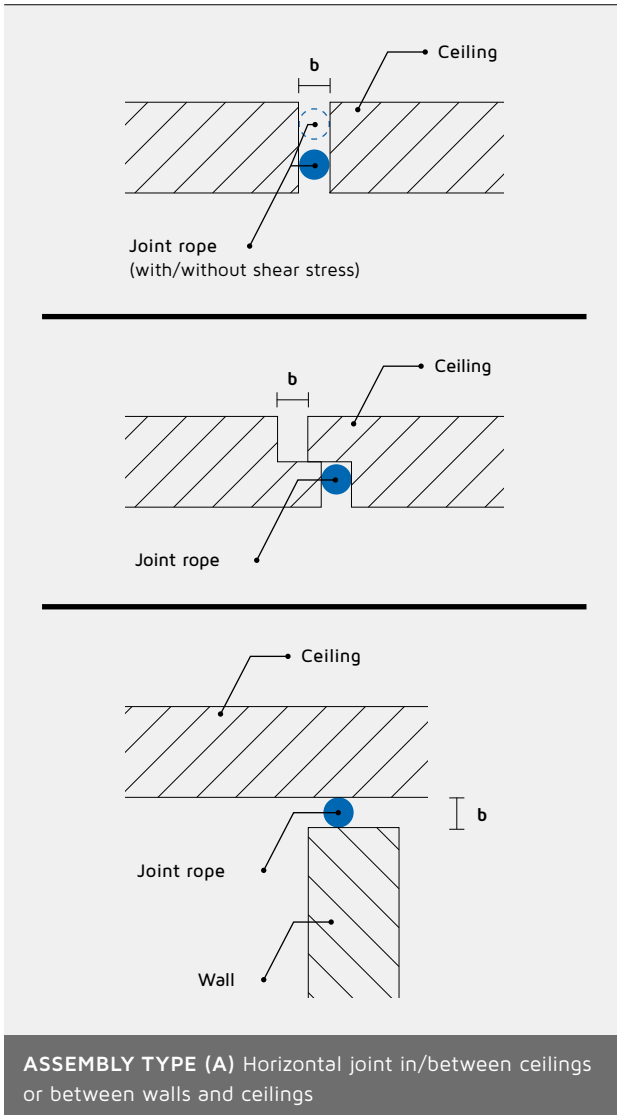


Chart 2.1

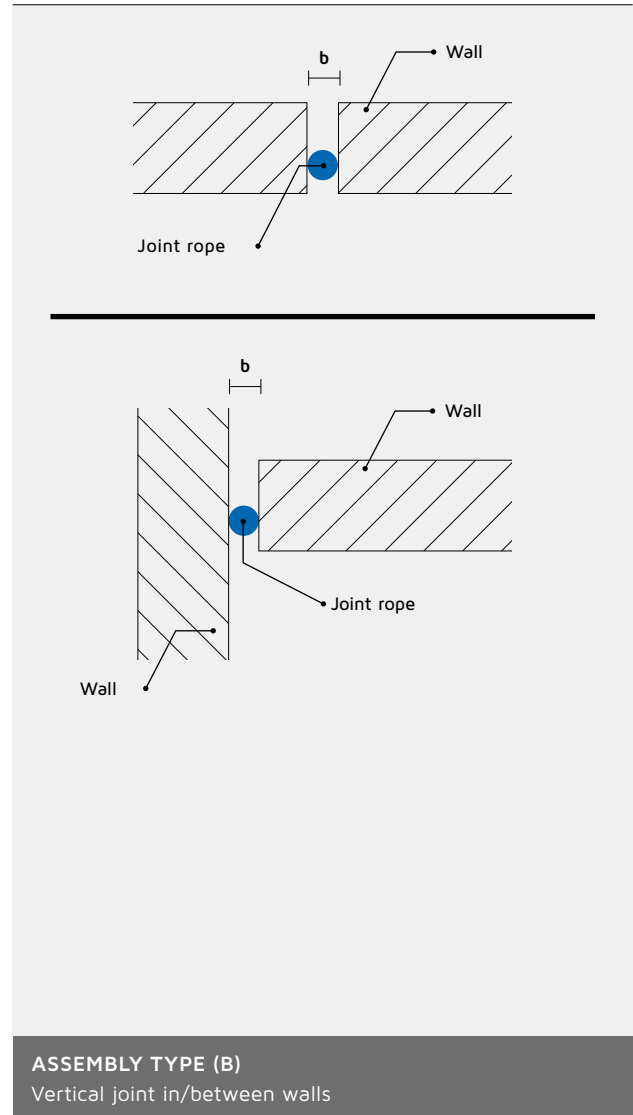


Chart 2.2

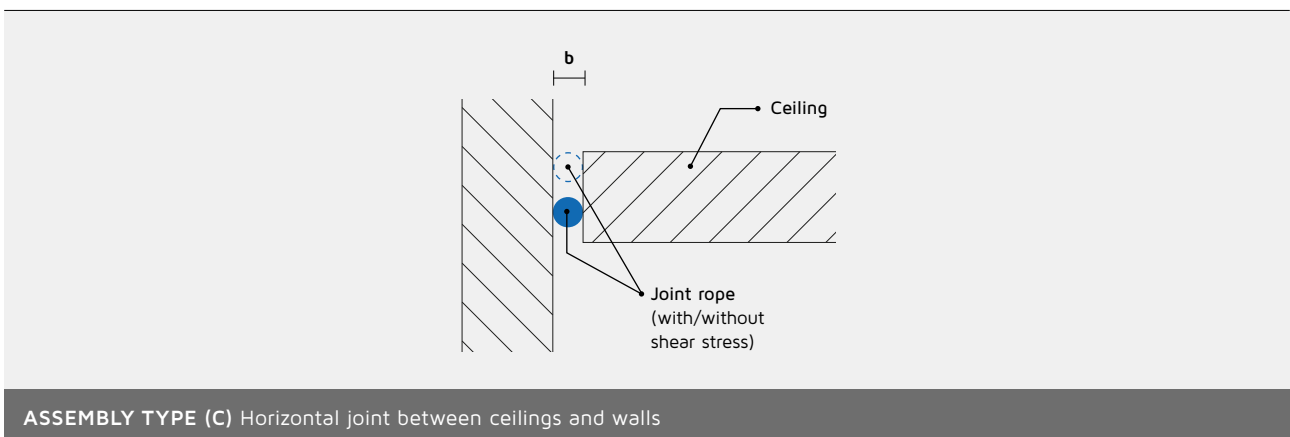


Chart 2.3

## DESCRIPTION AND APPLICATION

Please refer to Chart 1 for the selection of the appropriate joint rope (nominal diameter depending on the joint width to be closed). According to the Building Rules List, DIN classifications F 90, F 120 and F 180 are to be equatable to the EN classifications EI 90, EI 120 and EI 180.

Assembly type	Joint width (mm)	"SG 300 N" Number of layers & Arrangement	Fire resistance classes
(A) (B)	10 up to 55	1 any	EI 90-V-X-F-W 10 up to 55 EI 90-H-X-F-W 10 up to 55
(A) (B)	10 up to 55	2 Layers side by side without distance,	EI 120-V-X-F-W 10 up to 55 EI 120-H-X-F-W 10 up to 55
(A) (B)	10 up to 27 27 up to 55	4 3 arrangement within the joint optional	EI 180-V-X-F-W 10 up to 55 EI 180-H-X-F-W 10 up to 55

Overview of fire-resistant types for assembly in solid walls with a thickness of  $\geq 100$  mm and solid ceilings with a thickness of  $\geq 150$  mm and a raw density of  $\geq 700\text{kg/m}^3$ .

Chart 3.1

Assembly type	Joint width (mm)	"SG 300 N" Number of layers & Arrangement	Fire resistance classes
(A) (C)	10 up to 50	2 1 layer each on both sides, distance $a \geq 25$ mm to the component's outer edge	EI 90-H-M 65-F-W 10 up to 50

Overview of fire-resistant types for assembly in solid walls with a thickness of  $\geq 150$  mm and solid ceilings with a raw density of  $\geq 2400 \text{ kg/m}^3 \pm 20 \%$ .

Chart 3.2

**!** Please read these notes carefully before starting the assembly!

## ASSEMBLY INSTRUCTIONS



### Preparation

Remove formwork burrs, concrete splashes, expanding foams or the like. Clean the joint with a wire brush. If jointing compound is required, apply primer coat for elastic joint compounds.




### Positioning

Position the joint rope.



### Insertion

Insert and condense the layer in horizontal and vertical direction.



### Further layers

Where required, insert and condense the second, third or fourth layer.



### Closing

Close the joint with jointing compound (optional).

### Butt joint

For single-layer arrangement, the butted ropes adjoined must overlap by 10 cm. For multi-layer arrangement, joints must be staggered by 50 cm. Joints in multi-layer arrangement may be butt-joint.


### Arrangement of the joint rope (see also Charts 1.1, 2.1, 2.2 and 2.3)

For single-layer design, arrangement can be done randomly within the joint (possible is the side towards the fire or away from it). For multi-layer design, arrangement can also be done randomly within the joint. Layers are to be positioned side by side without distance. For joints with vertical shear stress, one layer rope each with a minimum distance of 25 mm to the component's outer edge must be inserted (= double-layer type for EI 90).

### Assembly instructions

The surface of the joint rope may be accomplished optionally with permanently elastic sealing, coating or lining. The manufacturer's specifications must be observed. It is permitted to glue in Rope SG 300 N with Litaflex Glue 800.

i



European Technical Evaluation no. 14/0059 of 17 March 2015 issued by the Deutsches Institut für Bautechnik, the German Institute for Civil Engineering, Berlin

	0761-CPR-0408	Rex Industrie-Produkte	
	14	Graf von Rex GmbH	
	0761-CPD	Herstellwerk: 1	
	ETA-14/0059		
	ETAG 026 Part 3		
	Linear joint seal and fire barrier Joint Rope SG 300 N	Emissionsbewertetes	
	Nominal diameter 12, 15, 20, 30, 40, 50, 60 mm. Application classes type Y <sub>1</sub> , Y <sub>2</sub> , Z <sub>1</sub> , Z <sub>2</sub>	Bauprodukt	
	Please see ETA-14/0059 for other relevant product characteristics	nach DIBt Grundsätzen	

**Downloads**  
For further information such as forms, tender specifications and reference lists, please visit [www.rex-industrie-produkte.de](http://www.rex-industrie-produkte.de) or scan the QR code with your smart phone.



**Rex Industrie-Produkte Graf von Rex GmbH**  
Großaltdorfer Straße 59  
74541 Vellberg, Germany  
Phone: +49 (0)7907 / 9620-0  
Fax: +49 (0)7907 / 9620-80  
[info@rex-industrie-produkte.de](mailto:info@rex-industrie-produkte.de)  
  
[www.rex-industrie-produkte.de](http://www.rex-industrie-produkte.de)



All statements regarding specifications and data are made to the best of our knowledge and belief. If possible, they were approved by test certificates and determined by tests. In case of doubt, we recommend to carry out tests that are adapted to the local circumstances. Apart from that, our staff of the areas sales and development is available for advice at any time.

© The contents of this printed matter is protected by copyright. Holder of the copyright is Rex Industrie-Produkte Graf von Rex GmbH. We reserve the right of technical changes, typing and setting errors and colour deviations due to technical reasons.